



S.C. COMMISSION FOR MINORITY AFFAIRS

African American Affairs Division

ABOUT THE DIVISION

The African American Affairs Division examines and addresses socio-economic issues affecting the state's African American community. Those issues include economics, education, health, criminal justice and human rights. The division is vital in helping the Commission achieve its mission of providing constructive solutions and approaches to support the policy and socio-economic development of ethnic minority communities.

AREAS OF FOCUS

- Second Chance Prison Reform
- Education
- Health & Wellness
- Affordable Housing
- Policy & Legislation
- Economic Development

CONTACT INFO

Ashley Owens
Program Coordinator
803-832-8169
aowens@cma.sc.gov

Dr. Robert P. Fenton
Director of Research
and Planning
803-832-8301
rfenton@cma.sc.gov

Ja'Curas McCloud
Statistical and Research Analyst
803-832-8252
jmcloud@cma.sc.gov

DID YOU KNOW?



POPULATION
15th

South Carolina's African American population was the 15th largest in the United States at 1,280,531. (Source: US 2020 Decennial Census)



INFANT MORTALITY & HEALTH DEPRIVATION
2.4x

African Americans were 2.4 times more likely to experience the death of an infant than White South Carolinians. (Source: SCDHEC [2022] "Infant Mortality and Selected Birth Characteristics - 2020: South Carolina Residence Data")



VOTER REGISTRATION
5,572

From March 2022 to February 2023, the number of African Americans registered to vote increased by 5,572 to 842,086. (Source: South Carolina Election Commission, Recent Voter Registration Reports, March 2022-February 2023)



RACIAL INCOME GAP
\$0.62

In 2021, African American median household income in South Carolina was \$46,774. African Americans made about \$0.62 for every dollar made by South Carolina's majority population. (Source: American Community Survey, 2021, B19013A-B: Median Household Income by Race)



HOMEOWNERSHIP
53.7%

African American's rank second to last in homeownership rate. The rate of 53.7% is significantly lower than the majority population which is about 78%. (Source: American Community Survey, 2020, Homeownership Rate)



EDUCATION
2.7%

In 2021, the overall dropout rate for South Carolina students was 2.4%. At a rate of 2.7%, the African American student dropout rate was slightly higher. (Source: SC Department of Education, 2019-2021 State Dropout Report)

STAY CONNECTED WITH US

@sccfma

@sccfma

@southcarolinaminorityaffairs

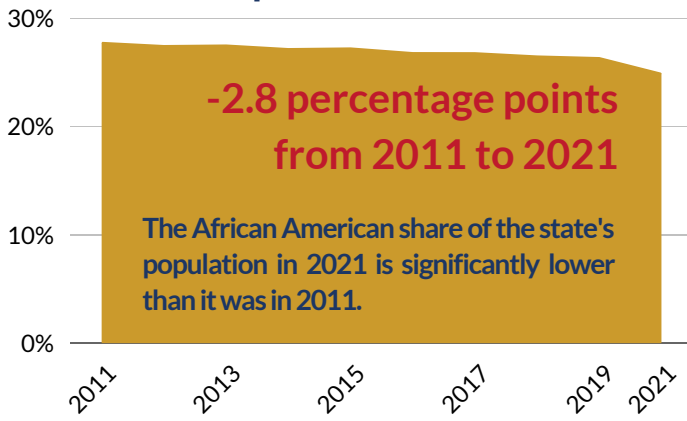
cma.sc.gov



SUMMARY DATA ON SOUTH CAROLINA'S

African American Population from 2011 to 2021

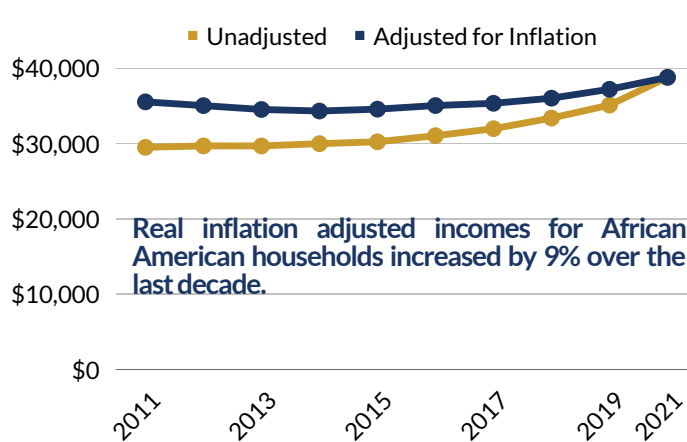
Population Share



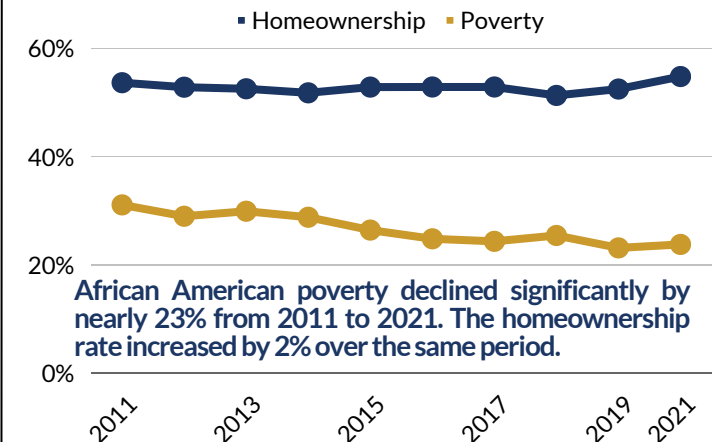
Median Age



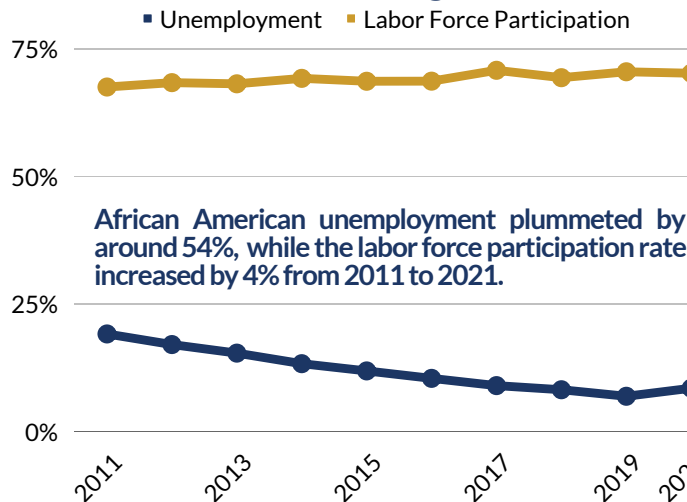
Median Household Income



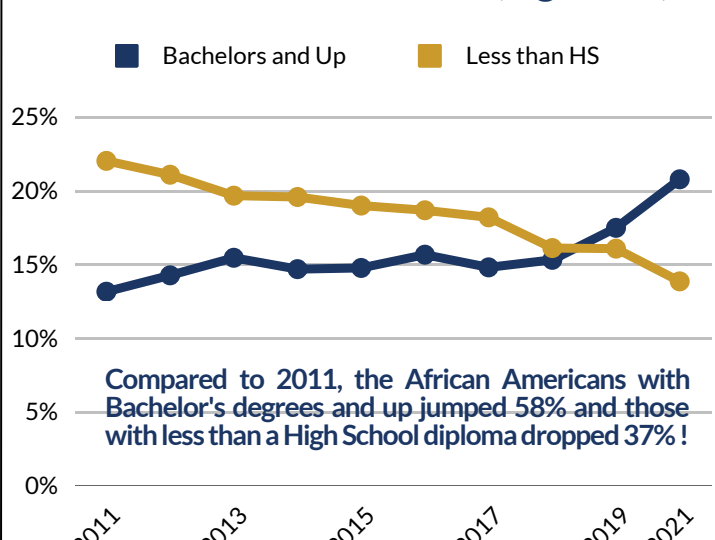
Rates for Homeownership and Poverty



Unemployment and Labor Force Participation (Age 18-64)



Educational Attainment (Age 25+)



Source: All data is from One-Year American Community Survey Summary Files for 2011 to 2021. Data for 2020 missing due to issues with data integrity during COVID-19 Pandemic.